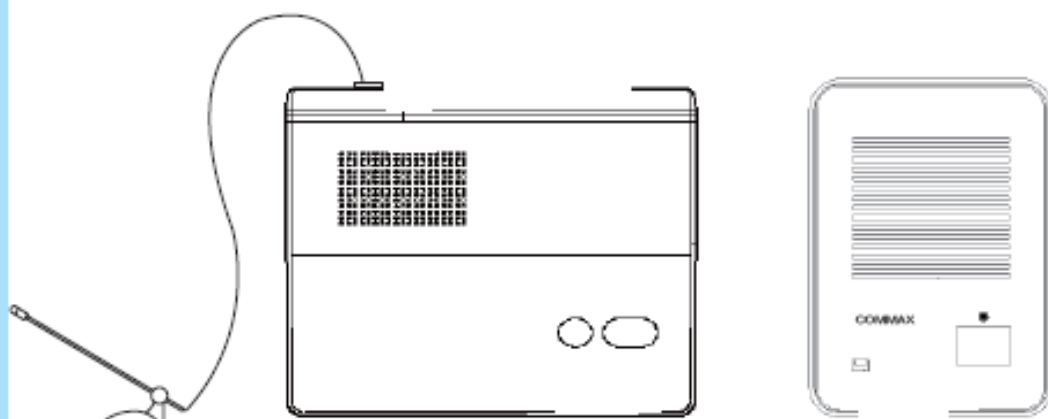


# HAND-FREE INTERCOM

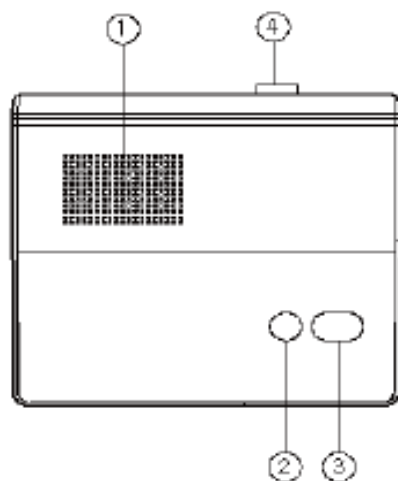
Model No. : HF-8CM  
HF-4D




## Control & function

MASTER (HF-8CM)

SUB STATION(HF-4D)

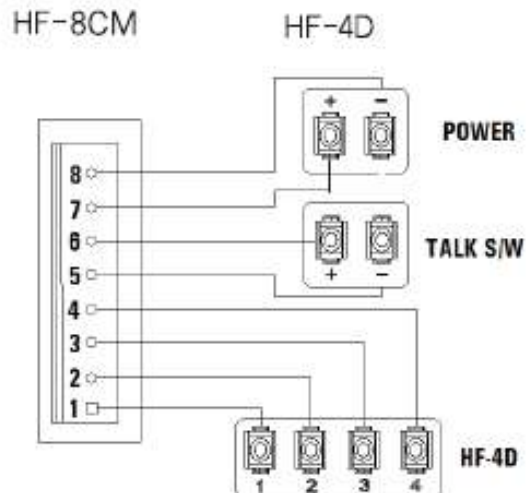


- 1. SPEAKER
- 2. POWER S/W
- 3. AUTO / MANUAL BUTTON
- 4. C-MIC CONNECT TERMINAL



- 1. SPEAKER
- 2. MIC

## Wiring



## Instruction

### 1. MASTER(HF-8CM)

- 1) Automatic communication : Select AUTO, Position of AUTO / MANUAL button  
And then communicate freely without operate button
- 2) Normal communication : Select Normal position of AUTO / MANUAL button,  
You may listen from substation  
(When you connect Normal s/w Ref, Page 2 Wiring)  
If you put on External button, It can transmit,  
If you put off External button, It can receive only

### 1. Sub Station(HF-4D)

Communicate with Master(HF-8CM) without operation.

## Specifications

- Operating voltage : DC 15~ 24V (2A)
- Max, Consumption : 200mA
- Effective Distance : 80M/  $\varnothing$  0,65-0,5m/m  
(We recommend to use Trans Power Supply of  
15~ 24V, as identical with RF-2A)